

Pacific Pawprints

Panther Monthly Pawblication

Gaga, delight or danger?

By Enzo Brian Ames, Photos by Bryce Nicholson

Gaga is a great game. At Pacific School, children are always waiting for the bell to ring so they can dash to the pit and play. There are always lines around the gaga court, with everyone waiting to go in. Boys and girls rush to the court, the first 15 go in, and first two to arrive after the 15 players stay out of the court and become the judges to determine who is eliminated. Everybody else lines up behind the judges, all around the gaga court, to watch the game and shout with excitement.



Then, someone throws the gaga ball in play, and every one chants "ga, ga, ga" as the ball bounces 3 times and the game begins. Every kid charges at the ball to hit it, or away from it to escape it, then a student hits the ball aiming for another kid's knees, and that kid either blocks the ball by hitting it back, or dodges it or gets hit and is out! It is so fast, everybody likes it. "I love gaga" says 4th grader Joey Bennet.

The risk is when you dodge, because if you fail you could get hit or accidentally fall on the ground and injure yourself. This has proven to be a problem in gaga that can result in injuries. Ms. Kim, the school nurse says 2 people per month go to the nurse's office due to gaga related injuries. However, from what I witnessed and from interviews with several children I know for a fact that when some students are injured during the game, they just do not say anything to avoid to going to the nurse, because most of the time they are not major injuries that require a nurse's attention. In fact, the most common injury is elbow and knee scrapes, which happens when you fall on the concrete.

I have an easy solution: sports tiles made of plastic designed for just this purpose- injury prevention. I researched a website: greatmats.com/gaga-pit-flooring.php. To think, there is actually something called 'gaga pit flooring'! Based on their pricing, my estimate is it would cost around one hundred dollars to have the gaga pit floor tiled. The tiles would work because the ball would still bounce. Mrs. Steinberg said we could do a fundraiser to cover the cost. It would only stop scrapes, which is the most common, but it would be an easy fix. At the end of the day, gaga is probably not any more dangerous than any other playground activity. But it's definitely the most popular, and I will be playing it either way!

FUN FACT - Did you know gaga is the Israeli version of dodgeball?



designs by Madeline Johnson

designs by Madeline Johnson




Gaga Good?


By Katie Smith, Grace Abbott, and Lily Stern

Throughout the 2016 year, most 3rd, 4th, and 5th grade students have enjoyed the new Gaga Pit donated as last year's 5th grade gift. But the question is, have the students been enjoying it? We asked Pacific Elementary residents. One of the 5th grade students told us what they think. One girl who likes Gaga said, "Gaga is awesome. I like to play with my friends all the time."

Third grade teacher Mrs. Stern said, "I think Gaga is a great thing for the kids to play. They seem to have lots of fun." Gaga Ball is a game that many kids at Pacific have enjoyed playing. It is a fun activity here at Pacific.



Pawprints is Pacific school's newspaper dedicated to the scoop of the school. On behalf of Pawprints, we paws-salute everybody who helped, wrote or drew in Pawprints. Have a safe and happy holiday, and see you in January! (PS: Enjoy the candy-canes!)



Panther art by Soleil Jamani and McKenna Foy



Panther art by Soleil Jamani and McKenna Foy

TEACHER BY DAY, STUDENT BY NIGHT

by Mollie Hayle, Photo by Mary Magovern

Ms.Hart has always wanted to be a teacher ever since she was a little girl. "I would have little desks and I would set them up and I would pretend to teach my stuffed animals" said Ms.Hart, 25, Room 22's substitute. But, Ms.Hart still couldn't believe it when she found out that she was starting her teaching career three weeks early due to Mrs.Witlen's baby's early arrival. "I was very nervous" said Ms.Hart.



In January 2016 Ms.Hart first came to Pacific Elementary and taught in Mrs.Brown's class. She loved Pacific: the staff, students, and the experience of teaching. Ms.Hart enjoyed the fun activities such as Makerspace, Young At Art, and field trips.

Ms.Hart loves seeing the students everyday but hates grading papers. When Ms.Hart is not at Pacific she is at Pepperdine University Graduate School of Education and Psychology. Ms.Hart chose Pepperdine because it was close to her home and had the program she wanted. She attends Pepperdine on Mondays and Tuesdays from 4:00 to 7:30 and every other Thursday from 4:00 to 6:00. At Pepperdine she likes to see her friends and talk about teaching but despises doing homework on top of lesson planning. She will graduate from Pepperdine this month." I would love to still be teaching" said Ms.Hart. In 10 years Ms.Hart would like to still be teaching in Manhattan Beach or in the South Bay where she can be close to home and the beach.

Comic by Sadie Jun



designs by Madeline Johnson

Hey Panthers! Aren't we lucky to have a school library full of books? Well, some schools don't even have books! That's why Junior Scout Troop 16455 is holding a book drive for school libraries in need. If you would like to help, please put any gently-used books that you would like to donate in the bins around the school, starting in January. Thanks for the support!

Happy New Year

Holiday Hacks!

From Taylor Ryan and Lara Meyer

Hey panthers, you probably flipped to this page in the newspaper because life is already hard enough without getting ready for the holidays, and you probably want some help. In this article, you'll find cute holiday crafts, mouthwatering treats, and fun holiday activities. We hope you enjoy these holiday life hacks.

Starry night, you will need:

1 mason jar (with lid), 1 flashlight, 6 tissues and 1 drill.

First, you need to get the drill, and drill small holes into the lid. Then, you take the lid off the jar and place the flashlight inside, facing up. Next, surround the bottom part of the flashlight so it can stand up by itself. Finally, turn off the lights, turn on the flashlight, and look at the stars.

Snowball string, what you'll need:

Blue paper, White paper and 1 stapler

First, you will need to cut the paper into long strips, each about 2 in. wide. Next staple 1 strip into a circle. Then, loop another strip through the first one and staple that closed. Finally, repeat over and over.

Cinnamon snowflake, what you'll need:

Cinnamon roll dough and 1 waffle maker

First, place the dough in the waffle maker. Then wait a few minutes. Finally, take out and enjoy.

Frosty, what you'll need:

3 marshmallows, 1 black lickerish, Marshmallow cream, 5 Mini chocolate chips, 1 tooth pick, 1 mini Reese's pieces.

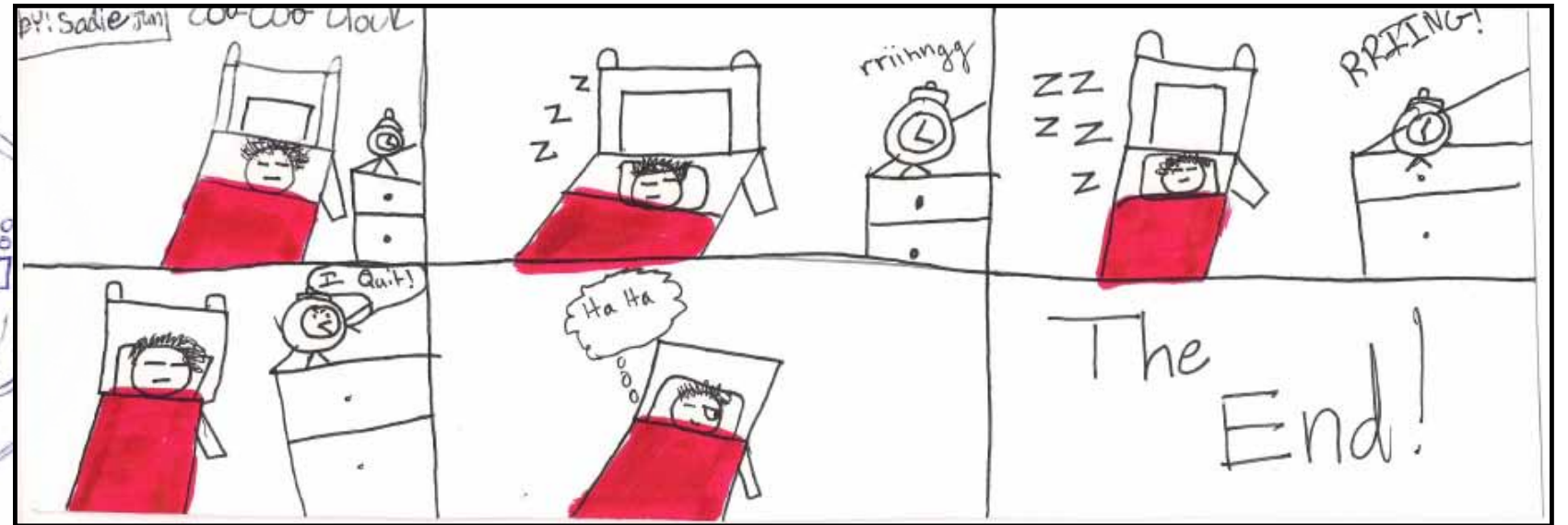
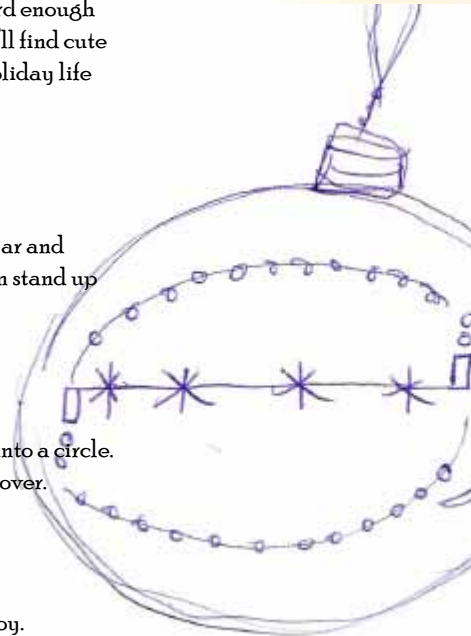
First, you will need to take the marshmallows and line them up in a row (FLAT SIDE UP). Then, take the toothpick and stick it through all of the marshmallows. Next, take the black lickerish and cut it in half twice. After that, take 2 pieces of the lickerish, put marshmallow cream on the one end and stick it to the sides of the marshmallow in the middle. Then take the mini Reese's pieces and use jet puff to stick it to the top marshmallow. Finally, put marshmallow cream on the bottom of the chocolate chips, place them however you would like, and enjoy.

Snowball fight!

Those are the words you never hear in Manhattan Beach. But, if make this, you will hear those words all the time and have so much fun. All you need to do is take tissues, roll them into a ball, and secure it with tape. Make more, and then you can have an epic snowball fight. To make it even better you can build forts out of pillows so you can hide from your opponents.

Winter Wonderland

Since it's so hot in MS, we never have snow covering the ground. That means that we have never had a winter wonderland. After this activity your house will look like a snowy winter wonderland. So first what you're going to need to do is gather a ton of white blankets and white pillows. Then layout the white blankets all over the floor so that it pretty much covers the floor and makes it look like a blanket of snow. Then take your pillows and set them up to make it look like they're part of an igloo, a snowy hill or a snowman. Then, grab some hot coco and enjoy your winter wonderland.



Comic by Sadie Jun

Hey guys, and welcome back to another year of Pawprints! Over the summer, I have been to places around the world, but the best still are still pouring from Manhattan Beach! Here are some places to get you off your edge at the start of the school year.

East Coast Bagel

East Coast Bagel is one place that is some good, I can almost taste the Eastern States! East Coast Bagel is a bagel company that started a while ago in New York City, and has made every-day payday for them, on the West and East coasts. Right next to the Manhattan Beach Mall, East Coast Bagel is a popular breakfast spot for people. They have a wide selection of bagels and toppings, and is one of my favorites early in the morning. The only downside about them is that it takes a little longer than it should have been for you to get served, but the bagels are worth the wait. - STAR RATING: 4.25 out of 5

Sausal

If you are looking for delicious Mexican food, look no further than Sausal! Sausal is a delicious place for dinner on a night out. Right across the street from the previously reviewed Rock and Brews, Sausal has the spiciest and best chipotle taco I have ever tasted. However, Sausal is a quiet alternative to Rock and Brew's. Rock and Brews has their own tacos, but compared to Sausal, Sausal wins by a mile. Sausal also has very beautiful positioning of the food on its plate. Even the guacamole looks and (obviously) tastes awesome! I just think Sausal has too small servings, because the chipotle taco only lasted me five minutes! - STAR RATING: 4.5 out of 5

FEATURED

Manhattan House


Yes, it's here! The closest restaurant to Pacific finally gets reviewed! Manhattan House is or will be your favorite local restaurant once you go there. Recently, Growing Great teamed up with Manhattan House to create an unforgettable experience for randomly selected kids: the chance to cook and eat a meal with the head chef of Manhattan House, Chef Diana (I was one of the kids chosen!). With the help of Chef Diana, we all made a Carrot Gnocchi dish, and it is on the menu for the public to buy! On top of all that, their food is delicious, with local ingredients everywhere. Manhattan House is the perfect place for eating and socializing with friends or family, and it's a whole lot better with a plate full of their food. Even the salad's ingredients are hand-picked right in their backyard garden! However, I think their Apple Crumble takes the cake out of all desserts I have had, and I mean it. (Sadly topping Manhattan Beach Creamery...) STAR RATING: 5 out of 5. PERFECT!

By Alek Spieczny



Panthers, we have someone who's already run a marathon. This person is 10 years old, and in Mrs. Brown's class, Julia Guidry. How do people already have marathons right now, it's only the beginning of the school year. Find out in this column.

This person had 100 mile award practically every year it's around. I think all you Panthers want that award. Don't sprint as hard as you can, you won't even make it past 5 laps if you're doing that. Sometimes it's helpful if you have a sister pushing you to do it when you have 14 laps with you in the morning. You also got a pace yourself. You'll collapse like Tyler Yuan last year when he was Mrs. Diamond's class last year. Think about how hot it was at the jog-a-thon. It's like 40 times hotter than it is at Run Club, but he ran 25 laps at it. O.K, enough of that now, her skill has to come from her Track and Field team she does. If a marathon is 26.2 miles, that's 138 laps. Julia is a hard working athlete/Panther. That probably takes a lot of dedication to the time she puts in- 3 days a week, 7:45 - 8:05 a.m. Panthers, show your hard work on the field at Run Club.




reported by Rohan Patel

designs by Madeline Johnson

Get into the holiday spirit!

Complete the crossword below

Crossword by Carly Traugher



Created with TheTeachersCorner.net [Crossword Puzzle Generator](http://www.theteacherscorner.net)

Across

- 4. This is an 8 day celebration where you play with dreidels eat latkes and light the menorah.
- 7. He comes down the chimney with lots of presents on Christmas.
- 8. It's an explosion in the sky that you see at new years.
- 10. This month celebrates Hanukkah, Christmas, Kwanza, and New Years.
- 11. You light one candle each night on it during Hanukkah.

Down

- 1. These are found under a Christmas tree.
- 2. On this holiday were Santa comes down the chimney and puts presents under a pine tree.
- 3. We don't have in here, but it's white and fluffy and comes from the sky.
- 5. This is an African-American holiday that comes after Christmas.
- 6. It's the season we are in.
- 9. 5, 4, 3, 2, 1! This holiday celebrates the coming of the next year.

